






# St. Mary's Catholic Primary School

## NURSERY - EYFS Overview: 2024-2025

	Literacy	C&L	Maths	PD	PSED	UtW	EAD
<b>Nursery Autumn 1</b>	<p><u>Brown Bear, Brown Bear</u></p>  <p><u>Comprehension</u> To join in with repeated refrains in shared familiar stories</p> <p><u>Writing</u> Free mark making.</p> <p>Representing objects /words with marks.</p> <p><u>Word Reading</u></p>	<p><u>Listening, Attention and Understanding</u> *To enjoy listening to longer stories and can remember much of what happens.</p> <p><u>Speaking</u> *To sing a large repertoire of songs *To retell familiar Nursery rhymes *To be able to talk about familiar books</p>	<p><u>Non-Number Spatial Reasoning</u> <u>2D Shapes</u></p> <p><u>Number</u> <u>Subitising 1-2</u></p>	<p><u>PE</u></p> <p>Locomotion: Focus walking (movement)</p> <p><u>Handwriting</u></p> 	<p>Begin to understand classroom rules Play with one or more children Begins to talk about their feelings.</p>	<p><u>Science</u></p>  <p>Main focus - <u>Properties &amp; Uses of Materials</u></p> <p><u>Geography</u></p> <p><u>Locational Knowledge</u> Name and locate area around Nursery and grounds and recognise features Name the different areas in Nursery</p> <p><u>History</u> <u>Family History</u></p>	<p><u>Art</u></p> <p>Ongoing Art Skills</p> <p>Drawing - To draw an enclosed object with a pencil such as a circle or a face.</p> <p>Painting - To use more than one colour in their paintings and create enclosed objects</p> <p>3D - Use loose parts to create sculptures and pictures</p> <p>Print Making - To use printers with intent.</p> <p>Collage - To create pictures through purposeful selection of colours and materials to represent an image.</p>



# St. Mary's Catholic Primary School



## Music

Celebration Music –  
Diwali

Nursery Rhyme focus  
Old MacDonald

## D&T

Opportunities for  
Knowledge and Skills  
linked with Food




Bonfire Night – design  
their own fruit rocket





# St. Mary's Catholic Primary School



<b>Nursery Autumn 2</b>	 <p><u>Comprehension</u> To express simple likes about a shared story</p> <p><u>Writing</u> Copies circles with crayons.</p>	<p><u>Listening, Attention and Understanding</u> To shift from one task to another if you fully obtain their attention, for example, by using their name</p> <p><u>Speaking</u> To develop their communication</p> <p>To be able to express a point of view</p>	<p><u>Non-Number Spatial Reasoning</u> <u>2D Shapes</u></p> <p><u>Number</u> <u>Subitising 1-2</u></p> <p><u>Number</u> <u>Subitising 1-3</u></p>	<p><u>PE</u> Ball Skills Hands I (pushing, rolling, bouncing)</p> <p><u>Handwriting</u></p> 	<p>Begins to show confidence in new social situations</p> <p>Becomes more outgoing with unfamiliar people in the safe context of their setting</p> <p><u>Ten Ten Sessions</u> Children will learn about their uniqueness in real terms, including celebrating differences and individual gifts, talents and abilities. They will learn about looking after and using their God-given bodies and develop their vocabulary around this topic.</p>	<p><u>Science</u></p>  <p>Main focus - <b>Seasonal Change</b></p> <p><u>Geography</u></p> <p><b>Geographical skills and fieldwork</b> *Use simple maps, globes to recognise water as blue and land as green. *Use physical resources e.g. floor mats, crates, small world area to make simple representations of maps to identify water and land. *Know the globe represents the world.</p> <p><u>History</u></p>	<p><u>Art</u> Autumn craft: Nature wreaths</p> <p>Ongoing Art Skills</p> <p>Drawing - To draw an enclosed object with a pencil such as a circle or a face.</p> <p>Painting - To use more than one colour in their paintings and create enclosed objects</p> <p>3D - Use loose parts to create sculptures and pictures</p> <p>Print Making - To use printers with intent.</p> <p>Collage - To create pictures through</p>



# St. Mary's Catholic Primary School








						<p>Why do we wear different clothes at <u>different times</u> of the year and <u>different times</u> of the day?</p>	<p>purposeful selection of colours and materials to represent an image.</p> <p><u>Music</u> Celebration Music – Christmas Songs</p> <p>Nursery Rhyme focus Incy Wincy Spider</p> <p><u>D&amp;T</u> Join different materials together using tape and glue</p> <p>Make choices about which materials to use when creating</p>
--	--	--	--	--	--	--	---



# St. Mary's Catholic Primary School



<b>Nursery Spring 1</b>	<p>We're going on a bear hunt</p>  <p><u>Kipper's Birthday</u></p>  <p><u>Comprehension</u> To answer who and what questions linked to stories shared</p>	<p><u>Listening, Attention and Understanding</u></p> <p>To use a wider range of vocabulary in their everyday interactions</p> <p><u>Speaking</u> To use longer sentences of four to six words</p>	<p><u>Non- Number Pattern</u></p> <p><u>Number Subitising 1-3</u></p> <p><u>Number</u> <u>Recite Numbers past 5</u></p>	<p><u>PE</u> Dinosaurs (skip, hop, stand on one leg)</p> <p><u>Handwriting</u></p>  	<p>Increasingly follows rules and understands why they are important.</p> <p>Selects and uses resources with help when needed.</p> <p><u>Ten Ten Sessions</u> Emotional Well-Being, children will learn about likes, dislikes and self-acceptance. They will learn from Freddy Teddy and his friends how to describe different feelings, both good and bad. Finally through a real world example, children will learn that</p>	<p><u>Science</u></p>  <p>Main focus - <u>Living things &amp; their habitats</u></p>	<p><u>Art</u></p> <p>Spring craft: Petal mandala suncatchers</p> <p>Ongoing Art Skills</p> <p>Drawing - To draw an enclosed object with a pencil such as a circle or a face.</p> <p>Painting - To use more than one colour in their paintings and create enclosed objects</p>



# St. Mary's Catholic Primary School



Writing  
Copying pre-writing  
patterns with good  
control.

actions have  
consequences; that when  
we make mistakes we  
should say sorry and  
ask for forgiveness.

3D - Use loose parts to  
create sculptures and  
pictures

Print Making - To use  
printers with intent.

Collage - To create  
pictures through  
purposeful selection of  
colours and materials to  
represent an image.

## Music

Celebration Music —  
Kwanzaa

Nursery Rhyme Focus  
Wheels on the Bus



## D&T

Pancake Day — design  
their own pancake topping




# St. Mary's Catholic Primary School



<b>Nursery Spring 2</b>	Percy the Park Keeper  Farmer Duck	<u>Listening, Attention and Understanding</u>  To understand a question or instruction that has two parts, such as "Get your coat and wait at the door".  <u>Speaking</u>	<u>Non-Number Spatial Reasoning</u> 2D/3D shape  <u>Number</u> Subitising 1-3  <u>Number</u> Show 'finger numbers' up to 5	<u>PE</u>  Dance Ourselves (hold a pose) Lessons 1-3  <u>Handwriting</u>	Shows more confidence in social situations  Develops a sense of responsibility Develops ability to talk about own feelings  <u>Ten Ten Sessions</u>	<u>Science</u>   Main focus – <b>Forces</b>  <u>Geography</u> Place Knowledge	Ongoing Art Skills  Drawing - To draw an enclosed object with a pencil such as a circle or a face.  Painting - To use more than one colour in their paintings and create enclosed objects



# St. Mary's Catholic Primary School



## Comprehension

To express simple likes and dislikes about a shared story

## Writing

Copying circles and crosses.

Begin to form recognisable letters.

First letter of name.

To start a conversation with an adult or a friend and continue it



Religious  
Understanding firstly helps children to understand why the Bible is so special to Christians, and secondly helps children to act out the Gospel account of Jesus washing His disciples' feet, showing that He loves us and is a role model for us to copy in loving one another.

\*Know that there are different countries in the world using stories and discussions about holidays  
\*Build awareness of different countries  
\*Know we can travel to different countries  
\*Discuss where we have been on holiday and how we travelled there  
\*Talk about differences they have experienced or seen in photos (hot and cold places). Add places of holidays onto a map for children to see different ways of travelling.

3D - Use loose parts to create sculptures and pictures

Print Making - To use printers with intent.

Collage - To create pictures through purposeful selection of colours and materials to represent an image.

## Music

Exploring Sound

Nursery Rhyme Focus  
Five Little Speckled Frogs





# St. Mary's Catholic Primary School






							<u>D&amp;T</u> Join different materials together using tape and glue  Make choices about which materials to use when creating
<b>Nursery Summer 1</b>	Elmer	<u>Listening, Attention and Understanding</u> To understand 'why' questions, like: "Why do you think the caterpillar	<u>Non-Number Measures</u>  <b>Number</b>	<u>PE</u>  Balance Ability  Ball Skills Feet 1	Remembers rules without adult prompts Develops confidence and resilience	<u>Science</u>	<u>Art</u>  Summer craft: Salt painting



# St. Mary's Catholic Primary School



	 <p>Owl Babies</p>  <p><u>Comprehension</u> To answer who and what questions linked to stories shared</p> <p><u>Writing</u> Copying letters from their name.</p>	<p><u>Speaking</u> To use talk to organise themselves and their play:</p>	<p><u>Link numbers and amounts</u></p> <p><u>Non-Number Pattern</u></p> <p><u>Number</u> Subitising 1-3</p>	<p>Lessons 1-2</p> <p><u>Handwriting</u></p> 	<p><u>Ten Ten Sessions</u> Personal Relationships children will expand their vocabulary by applying names to different family/friend relationships, consider positive/negative behaviour in relationships and learn to look to Jesus as their role model for a good friend. Children will learn to resolve conflict and the importance of asking for forgiveness: that when we hurt others, we also hurt Jesus — but that Jesus teaches us how to forgive ourselves and others.</p>	 <p>Main focus - Light and shadows.</p> <p><u>Geography</u> <u>Human and Physical Geography</u></p> <ul style="list-style-type: none"> <li>*Observe the weather</li> <li>*Complete daily weather chart</li> <li>*Discuss weather and appropriate clothing</li> <li>*Begin to observe seasonal changes linked to weather</li> </ul>  <p><u>History</u> Begin to look at; Lives of people around them and their roles in society.</p>	<p>Ongoing Art Skills</p> <p>Drawing - To draw an enclosed object with a pencil such as a circle or a face.</p> <p>Painting - To use more than one colour in their paintings and create enclosed objects</p> <p>3D - Use loose parts to create sculptures and pictures</p> <p>Print Making - To use printers with intent.</p> <p>Collage - To create pictures through purposeful selection of colours and materials to represent an image.</p> <p><u>Music</u></p>
--	--	---	---	--	---	---	--



# St. Mary's Catholic Primary School








							<p>Transport</p> <p>Nursery Rhyme Focus Ten in the bed</p> <p><u>D&amp;T</u> Picnic Week – June Design own picnic food.</p>
--	--	--	--	--	--	--	---





# St. Mary's Catholic Primary School



<p><b>Nursery Summer 2</b></p>	<p>The Gruffalo              The Colour Monster    <u>Comprehension</u>            *To express simple likes and dislikes about a shared story            *To use new vocabulary in their play and in conversations            Writing            Write own name independently.            Begin to use letter correspondences in play e.g., m for mummy.</p>	<p><u>Listening, Attention and Understanding</u>            To begin to respond appropriately in simple conversation with their peers or adults.  <u>Speaking</u>            To begin to debate when they disagree with an adult or a friend, using words as well as actions</p>	<p><u>Non-Number Spatial Reasoning</u>            2D/3D shape  <u>Number</u>            Link numbers and amounts  <u>Number</u>            Experiment with their own symbols and marks as well as numerals  <u>Non-Number Measure</u>  <u>Non-Number Spatial Reasoning</u></p>	<p><u>PE</u>            Rackets, bats, balls and balloons            (links with sports day activities)  <u>Handwriting</u>    </p>	<p>Shares and takes turns            Talks about their feelings using words such as 'happy', 'angry', 'sad' and 'worried'.  <u>Ten Ten Sessions</u>            Living in the Wider World helps children to extend their understanding of communities from Unit 1, as they learn about the responsibilities they have to people, places and the planet now and increasingly as they get older.</p>	<p><u>Science</u>              Main focus – Plants  <u>Geography Human and Physical Geography</u>            *Begin to show an interest in different jobs people do            *Recognise places where people work            *Locate people who help us in school            *Know some jobs of people who help us and where they work</p>	<p>Ongoing Art Skills            Drawing - To draw an enclosed object with a pencil such as a circle or a face.            Painting - To use more than one colour in their paintings and create enclosed objects            3D - Use loose parts to create sculptures and pictures            Print Making - To use printers with intent.            Collage - To create pictures through purposeful selection of colours and materials to represent an image.</p>
--------------------------------	--	--	--	--	---	--	--



# St. Mary's Catholic Primary School



							<p><u>Music</u></p> <p>Nursery Rhyme Focus Ten Green Bottles</p> <p><u>D&amp;T</u></p> <p>Join different materials together using tape and glue</p> <p>Make choices about which materials to use when creating</p>
--	--	--	--	--	--	--	--

